



CareerSource Pasco Hernando Performance Overview

Daniel Harper, *Department of Economic Opportunity*

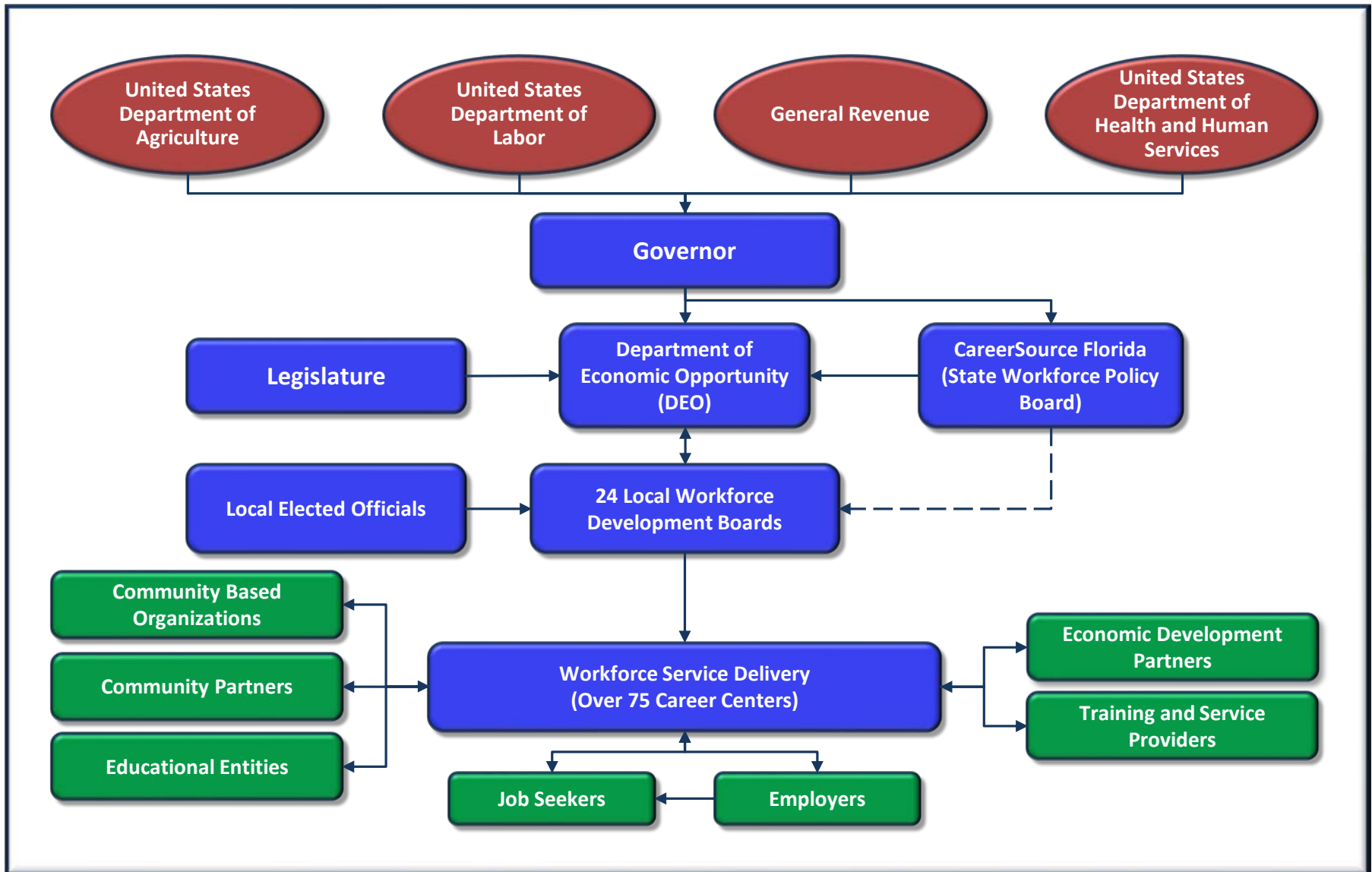
December 12, 2019



AGENDA

- Workforce Structure and Service Delivery Model
- Roles and Responsibilities
- Program Year 2018 Primary Indicators of Performance
- United States Department of Labor (USDOL) Monitoring Activity
- Programmatic and Financial Monitoring Activity
- Local Area Financial Overview
- Apprenticeships

FLORIDA'S WORKFORCE SYSTEM



ROLES AND RESPONSIBILITIES

Local Elected Officials (LEO) Roles and Responsibilities

- Select the Chief Local Elected Official (CLEO)
- Assume liability for Workforce Innovation and Opportunity Act (WIOA) program funds
- Appoint the Local Workforce Development Board (LWDB) members
- Approve the LWDB-developed WIOA budget

ROLES AND RESPONSIBILITIES

CLEO/Board Joint Roles and Responsibilities

- Develop/submit the local WIOA plan
- Conduct oversight and monitoring of the One-Stop system, Youth Activities and Employment and Training Activities
- Set policy for WIOA activities and services consistent with state and federal policies
- Select One-Stop Operators
- Negotiate and reach agreement on local performance measures
- Respond to monitoring findings

PRIMARY INDICATORS OF PERFORMANCE

- WIOA establishes performance indicators and reporting requirements to assess the state's and local area's effectiveness in serving individuals participating in the workforce development system.
- Indicators consist of:
 - ✓ 4 Adult Indicators
 - ✓ 4 Dislocated Worker Indicators
 - ✓ 3 Youth Indicators
 - ✓ 3 Wagner-Peyser Indicators

WIOA PRIMARY INDICATORS OF PERFORMANCE

LWDA 16 Program Year (PY) 2018 July 1, 2018 – June 30, 2019	PY 2018 Actual Performance	PY 2018 Performance Targets	PY 2018 Achievement Level	PY 2019 Performance Targets
Adults:				
Employed 2 nd Quarter After Exit	93.00%	90.00%	103.33%	90.20%
Employed 4 th Quarter After Exit	90.30%	83.00%	108.80%	83.50%
Median Wage 2 nd Quarter After Exit	\$9,360.00	\$8,000.00	117.00%	\$8,000.00
Credential Attainment	95.40%	87.00%	109.66%	87.50%
Dislocated Workers:				
Employed 2 nd Quarter After Exit	86.70%	88.00%	98.52%	88.20%
Employed 4 th Quarter After Exit	84.00%	83.00%	101.20%	83.20%
Median Wage 2 nd Quarter After Exit	\$7,612.00	\$7,100.00	107.21%	\$7,100.00
Credential Attainment	96.20%	87.00%	110.57%	87.50%
Youth Common Measures:				
Education and Employment Rate 2 nd Quarter After Exit	83.50%	77.00%	108.44%	77.50%
Education and Employment Rate 4 th Quarter After Exit	81.10%	70.00%	115.86%	70.20%
Credential Attainment	100.00%	90.00%	111.11%	90.30%
Wagner-Peyser:				
Employed 2 nd Quarter After Exit	66.10%	65.00%	101.69%	65.20%
Employed 4 th Quarter After Exit	63.10%	64.00%	98.59%	64.20%
Median Wage 2 nd Quarter After Exit	\$5,769.00	\$5,000.00	115.38%	\$5,000.00

Not Met (less than 90% of target)
Met (90-100% of negotiated)
Exceeded (greater than 100% of negotiated)

USDOL Monitoring

In 2018 the USDOL conducted a comprehensive compliance review of two Local Workforce Development Boards. The findings in the report concluded that the State needed to further enhance its monitoring and training of Local Workforce Development Boards for the following areas.

- Firewalls and Internal Controls
- Board Recruitment, Vetting, Nomination, and Appointment Process
- Chief Elected Officials/Board Roles and Responsibilities
- Transparency and Sunshine Provisions
- LWDB Financial Management
- Key Program Compliance Elements

The initial USDOL report and subsequent responses can be found at the following link.

<http://www.floridajobs.org/local-workforce-development-board-resources/program-monitoring-and-reports/2019-usdol-s-compliance-review-and-responses>

As outlined in DEO's Corrective Action Plan, DEO will be working with the State and Local Workforce Development Boards on measures to increase the accountability and oversight of WIOA compliance requirements.

STATE MONITORING ACTIVITY

- Federal law requires the state to develop an oversight system to monitor all workforce programs receiving federal funds.
- DEO annually develops and implements a process for monitoring LWDBs.
- Programmatic and financial monitoring is completed annually
- Corrective Action Plans to address all findings are required.
- Starting in Program Year 2019-2020 programmatic and financial monitoring will be conducted concurrently.

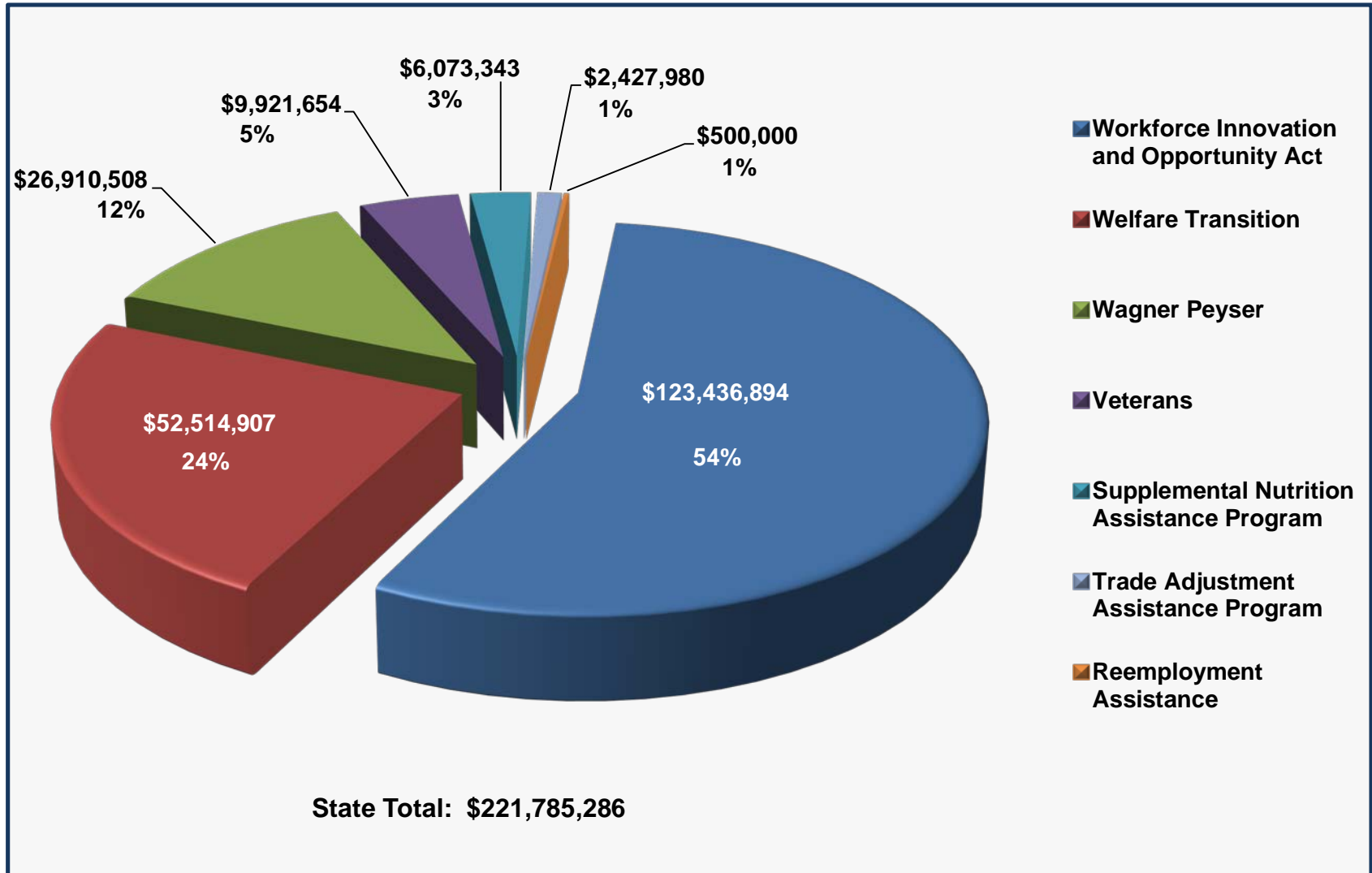
PROGRAM YEAR 2018 SUMMARY OF LOCAL FINDINGS

Program	PY 2017 Findings	PY 2018 Findings
Welfare Transition	1	3
Wagner-Peyser (RESEA, MSFW, Career Center Credentialing, MIS)	2	3
Supplemental Nutrition Assistance Program - Employment and Training	0	0
WIOA Adult / Dislocated Worker / Youth	0	0
Trade Adjustment Assistance Act	0	0
Total Findings	3	6

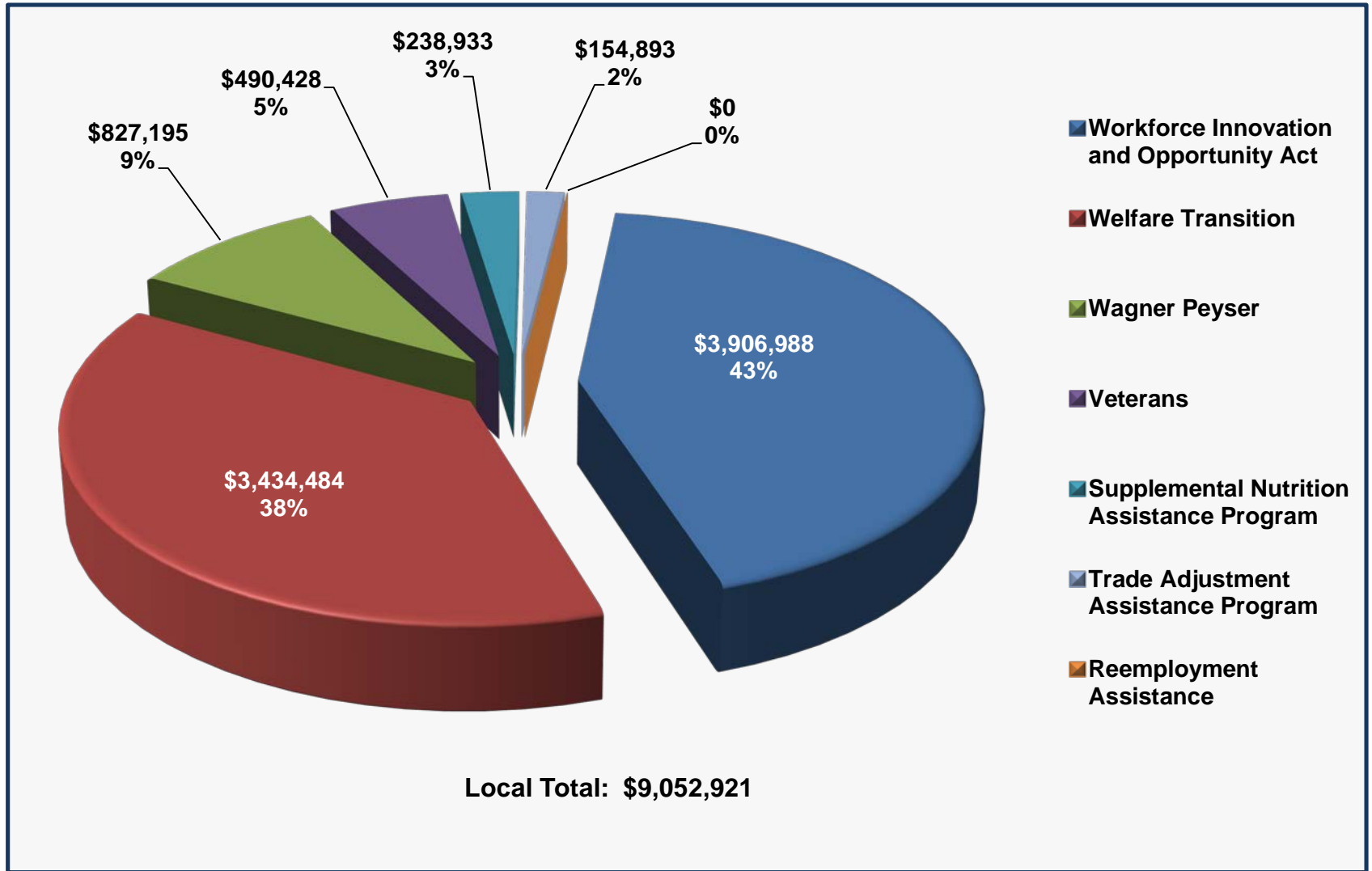
FISCAL YEAR 2018-19 SUMMARY OF THE RESULTS OF FINANCIAL MONITORING

CATEGORIES	RESULTS
Findings	None
Issues of Non-Compliance	None
Observations	2
Technical Assistance	1

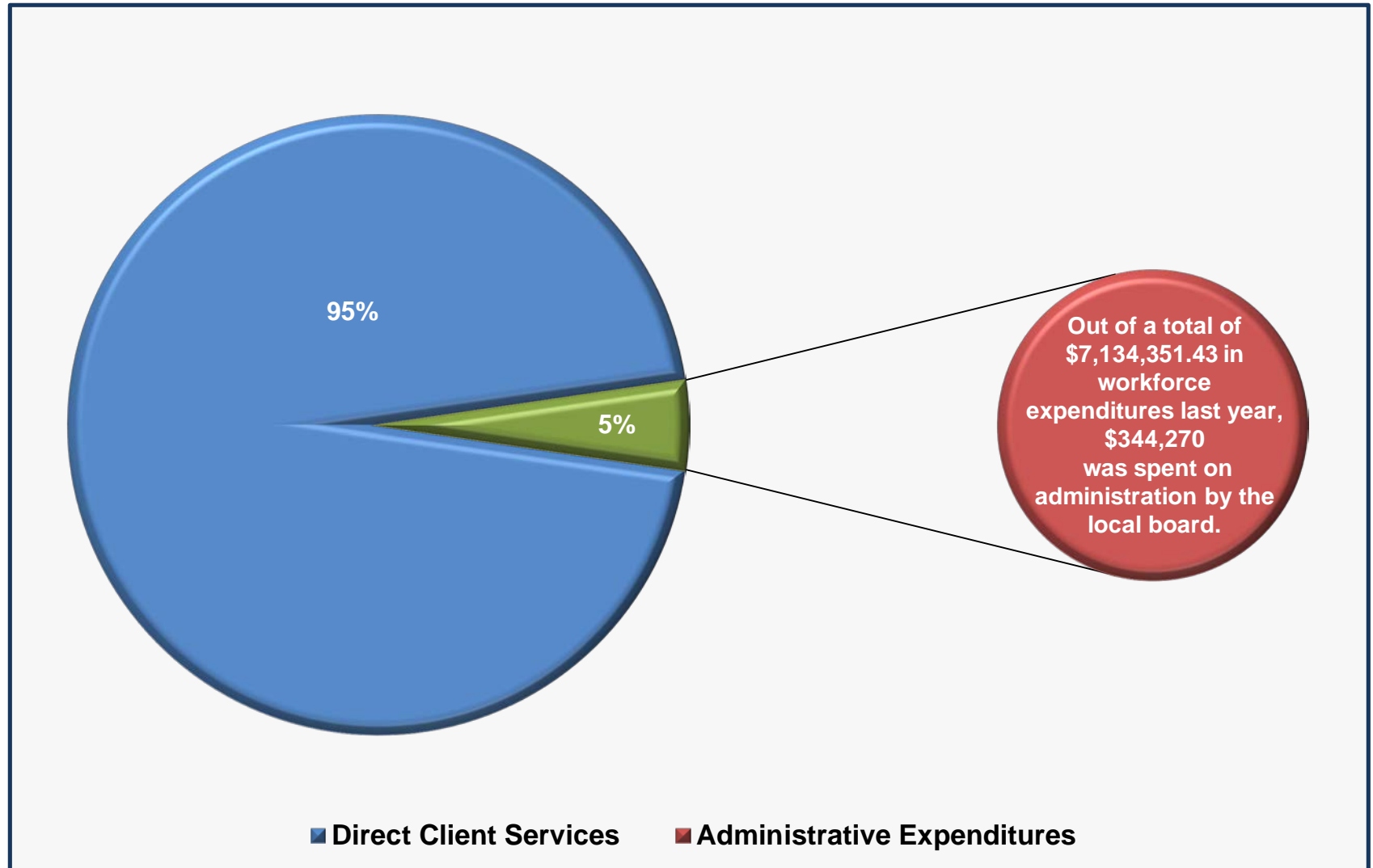
PROGRAM YEAR 2019 TOTAL STATEWIDE FUNDING



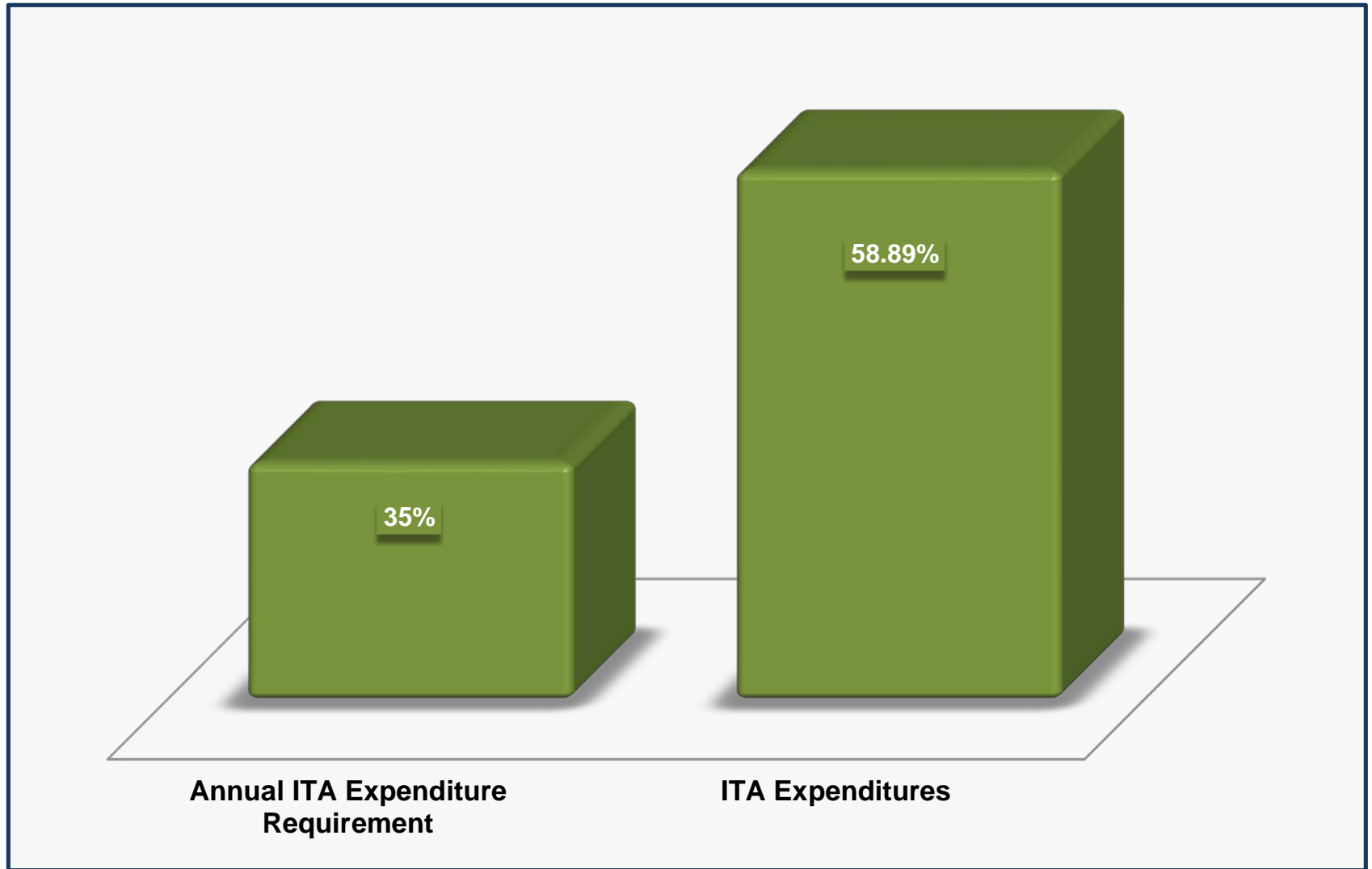
PROGRAM YEAR 2019 TOTAL LOCAL AMOUNT



PROGRAM YEAR 2018 DIRECT CLIENT SERVICES & ADMINISTRATIVE EXPENDITURES

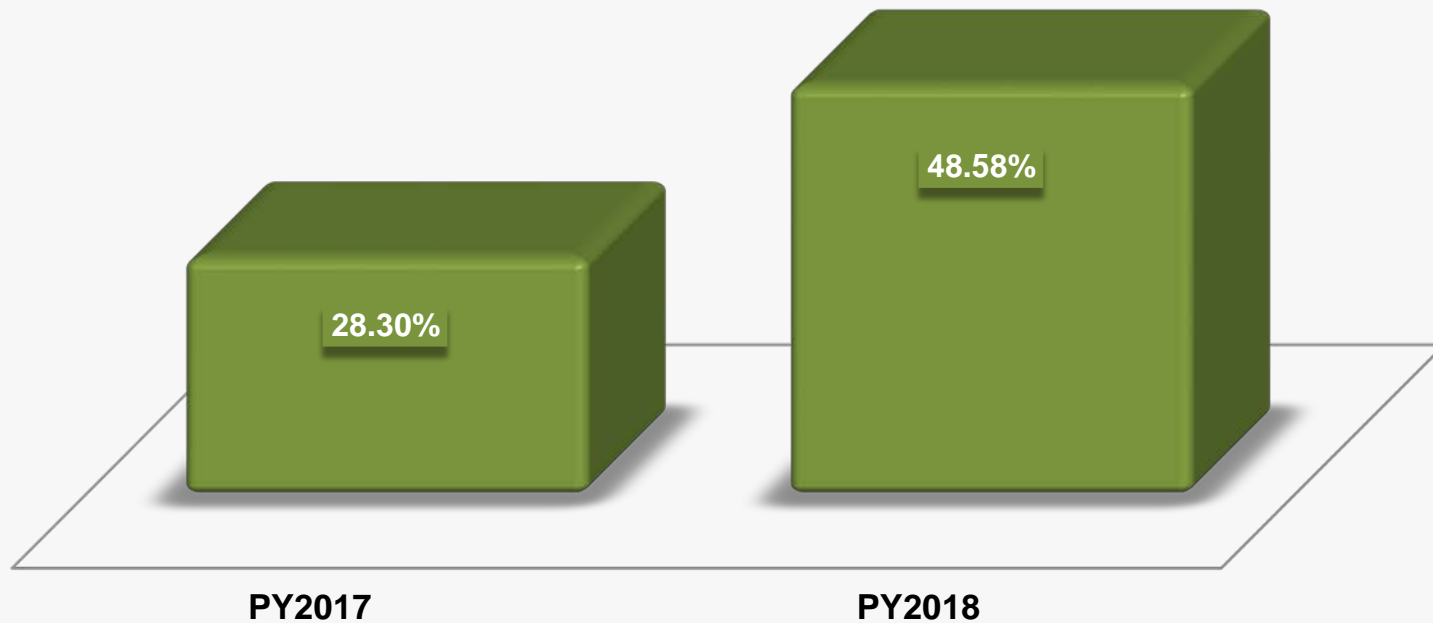


PROGRAM YEAR 2018 INDIVIDUAL TRAINING ACCOUNT EXPENDITURE REQUIREMENT

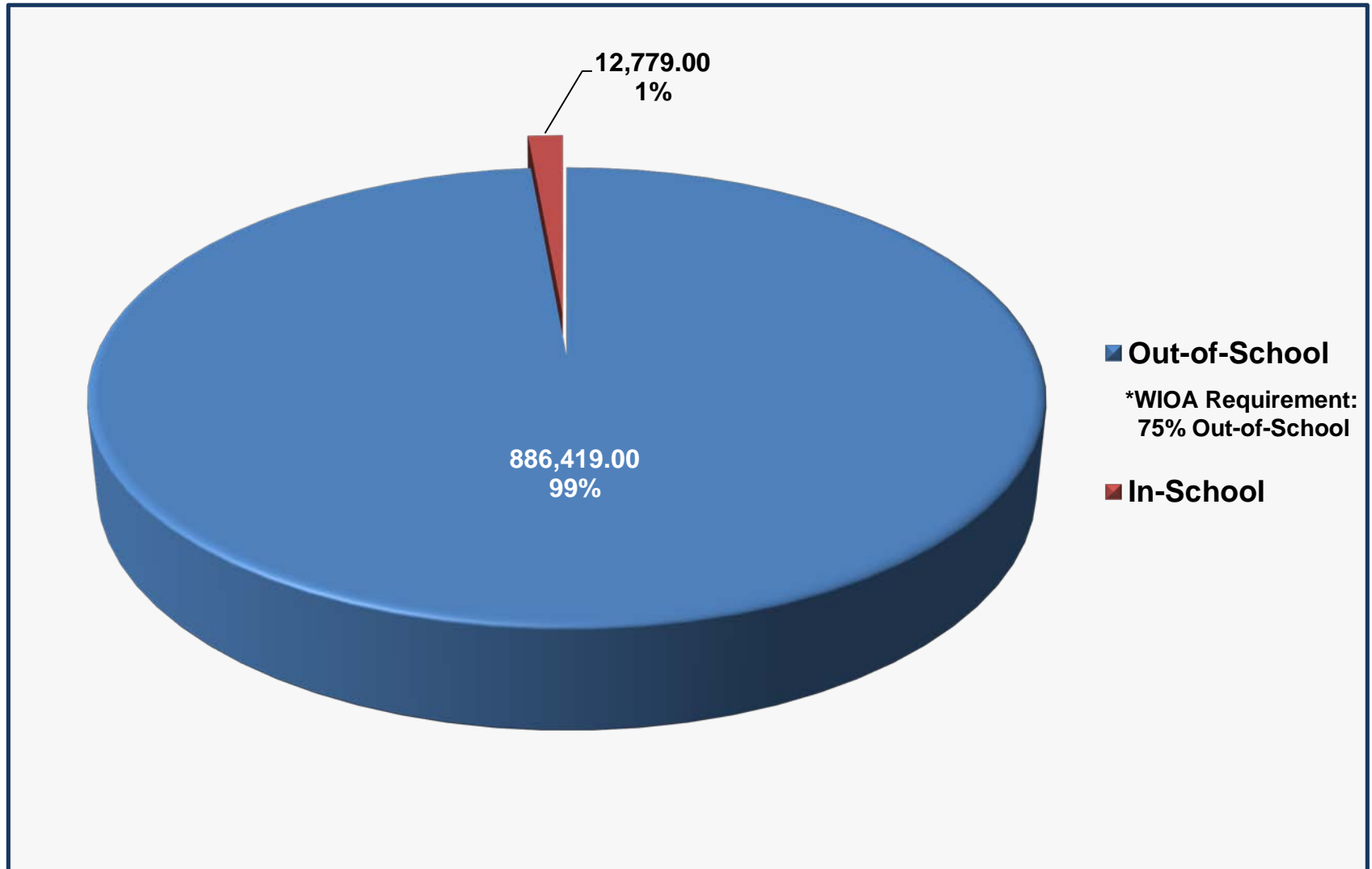


PROGRAM YEAR 2017 & 2018 WIOA WORK EXPERIENCE REQUIREMENT

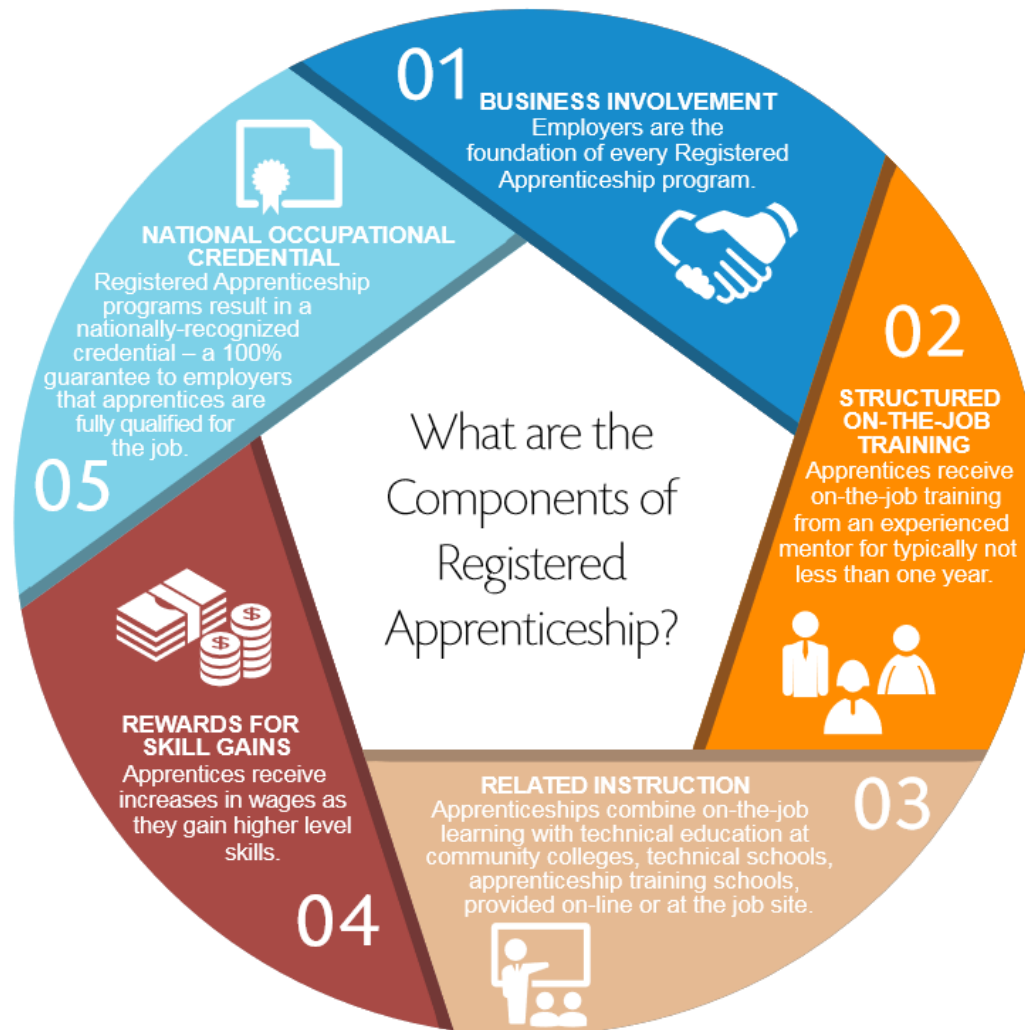
***WIOA Requirement:
20% Work Experience**



PROGRAM YEAR 2018 PERCENTAGE OF EXPENDITURES ON OUT-OF-SCHOOL YOUTH



APPRENTICESHIPS



Source: Florida Department of Education

WORKFORCE TRENDS

National Registered Apprenticeship Results

Fiscal Year	Active Apprentices	New Apprentices	Total Completers	Active Programs	New Programs
2018	585,026	238,549	71,789	23,441	3,229

Fiscal Year 2018 State Totals

State Name	Active Apprentices	New Apprentices	Completers	Active Programs	New Programs
State Name	Active Apprentices	New Apprentices	Graduates	Active Programs	New Programs
Florida	12,207	5,233	1,500	221	22

Source: United States Department of Labor

QUESTIONS



ADDITIONAL INFORMATION

For more information, please contact:

Casey Penn

Florida Department of Economic Opportunity

One-Stop and Program Support

(850) 245-7485

Casey.Penn@deo.myflorida.com